

*Randy L. Harrel*  
 exp 3-31-09

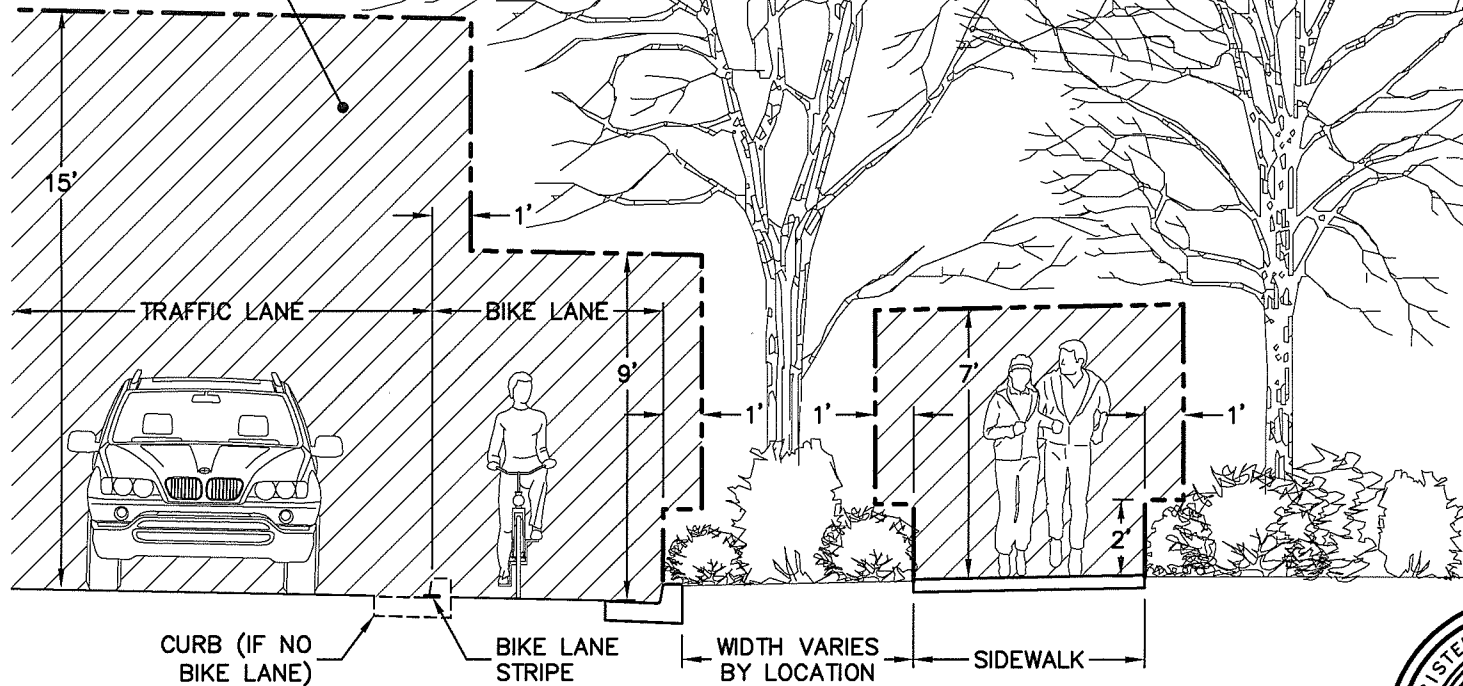


TOWN OF FOUNTAIN HILLS


TYPICAL REFUSE ENCLOSURE PLAN  
 (BY PROPERTY OWNER)

FH-135

TRIM OR REMOVE  
VEGETATION WITHIN  
THIS AREA



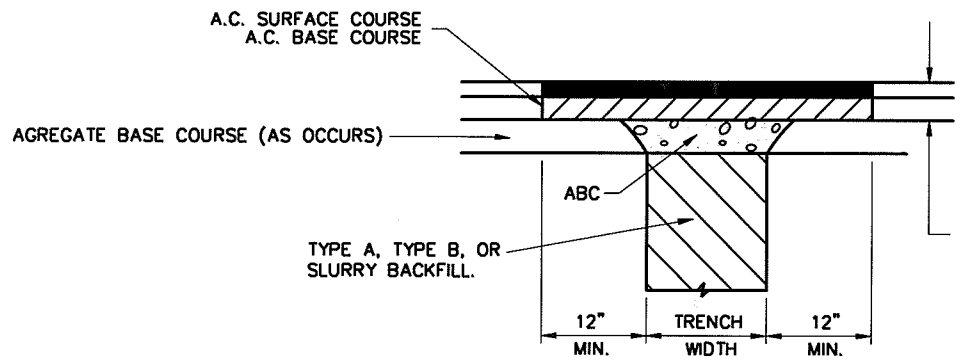
**NOTE:**  
REMOVE VEGETATION WHERE  
DIRECTED FOR VEHICULAR  
SIGHTLINES.



TOWN OF FOUNTAIN HILLS  
STANDARD DETAIL


### VEGETATION TRIMMING & REMOVAL SECTION

DETAIL NO.  
FH 180



TYPE D ASPHALT CONCRETE  
 THICKNESS TO MATCH EXISTING,  
 MINIMUM:  
 2" - LOCAL STREETS  
 3" - COLLECTOR STREETS (2 COURSES)  
 4" - ARTERIAL STREETS (2 COURSES)

ASPHALT "T" TOP



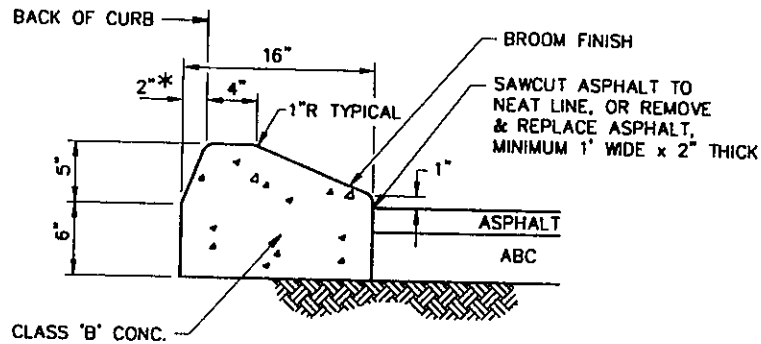
DETAIL NO.  
 FH200.1



TOWN OF FOUNTAIN HILLS  
 STANDARD DETAIL

BACKFILL, PAVEMENT & SURFACE REPLACEMENT

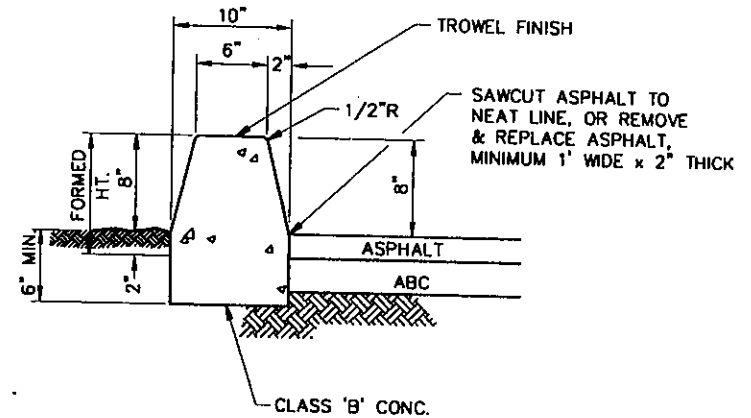
DETAIL NO.  
 FH200.1



CLASS 'B' CONC.

\* OR 0".

WEDGE CURB REPLACEMENT




CLASS 'B' CONC.

VERTICAL SLIP CURB REPLACEMENT

NOTES

1. THESE DETAILS SHALL BE USED ONLY WHERE REPLACING SHORT LENGTHS OF EXISTING WEDGE OR VERTICAL SLIP CURB.
2. ABOVE-GROUND DIMENSIONS ARE APPROXIMATE. MATCH SIZE OF EXISTING CURBS.
3. CONTRACTION JOINT SPACING 10' MAX. EXPANSION JOINTS PER MAG STD. 340
4. REPLACE CURB TO ANY EXISTING JOINT WITHIN 4' OF THE TRENCH OR WORK AREA.
5. SAWCUT & REPLACE CURB PAST NEW CRACKS AND EXISTING CRACKS DISPLACED BY THE WORK.
6. CONCRETE, ASPHALT, OR OTHER MATERIALS SHALL NOT BE PLACED IN THE STREET TO IMPROVE DRIVEABILITY AT EXISTING WEDGE CURB, IN LEIU OF THIS DETAIL.

REV. DATE: 4-13-95 KJV  
 REV. DATE: 3-4-97 KJV  
 REV. DATE: 8-25-97 KJV



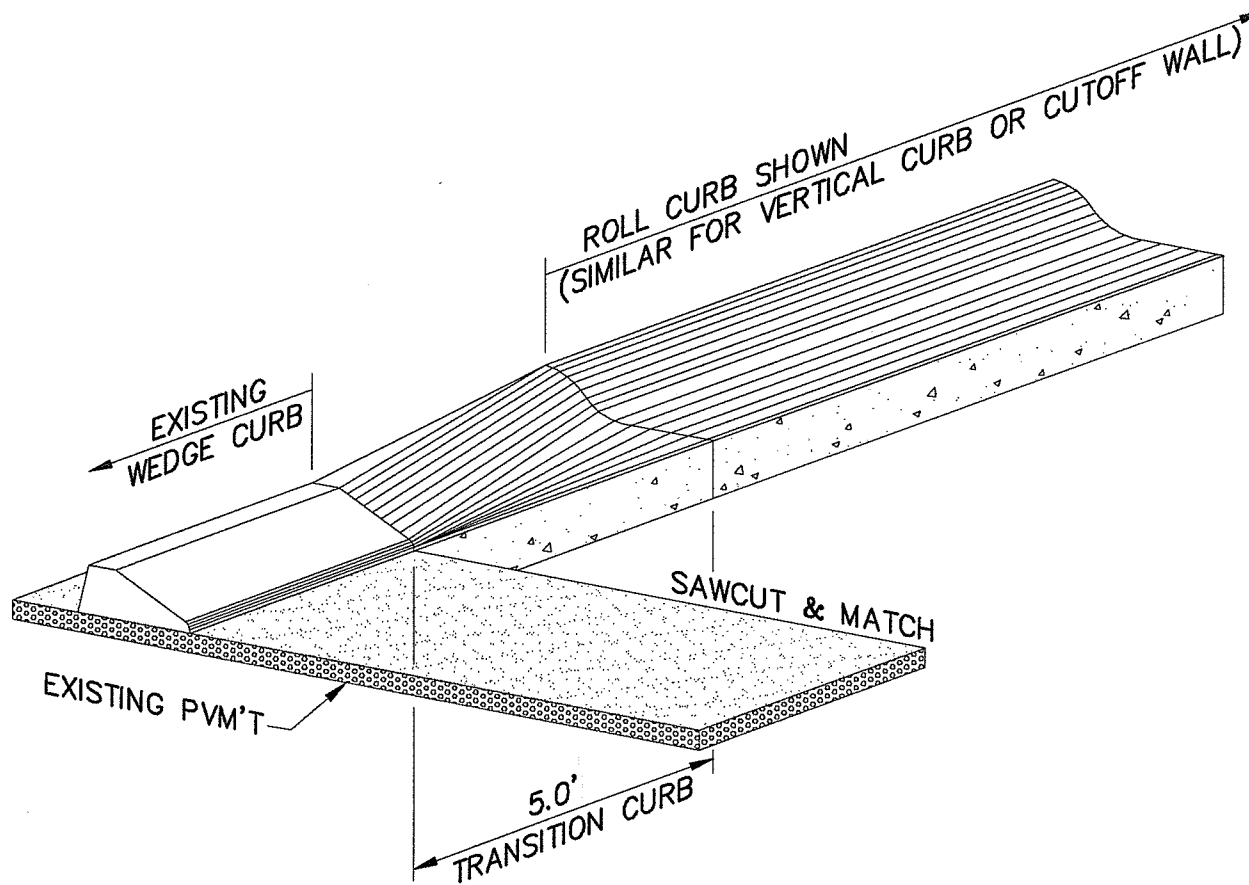
DETAIL NO.  
 FH-225



TOWN OF FOUNTAIN HILLS  
 STANDARD DETAIL


CURB REPLACEMENT DETAILS

DETAIL NO.  
 FH-225



TYPICAL WEDGE CURB TO ROLL CURB,  
VERTICAL CURB, OR CUTOFF WALL TRANSITION

N.T.S.



DETAIL NO.



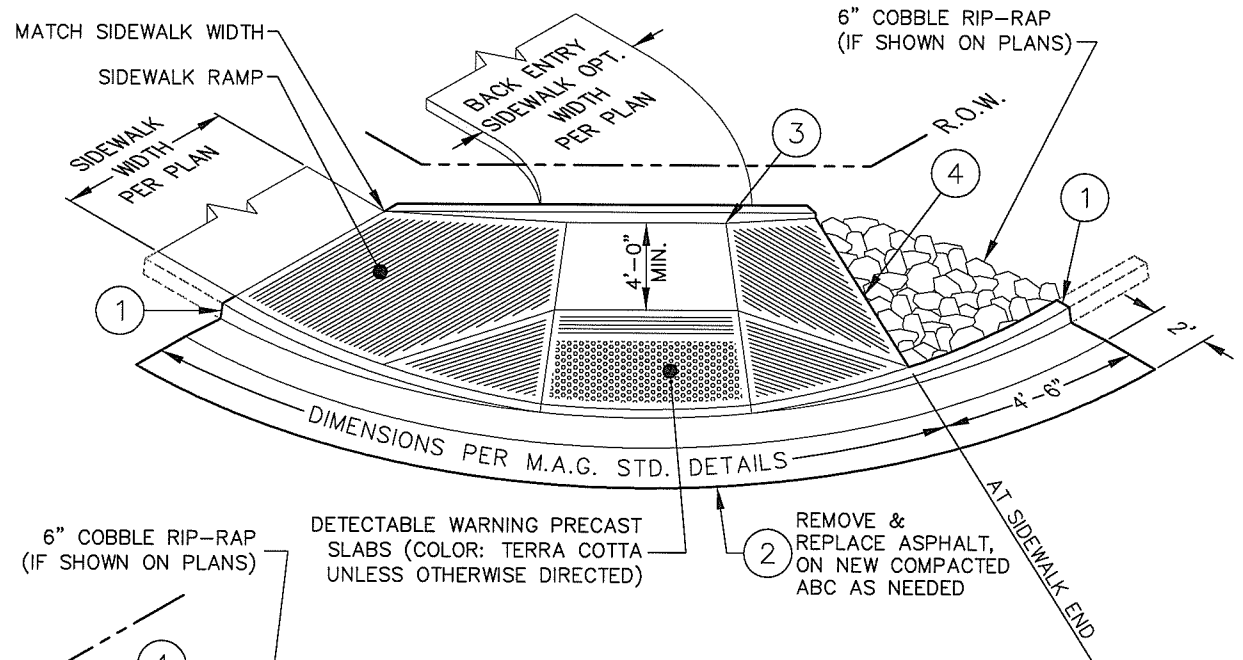
TOWN OF FOUNTAIN HILLS  
STANDARD DETAIL

CURB TRANSITION DETAIL

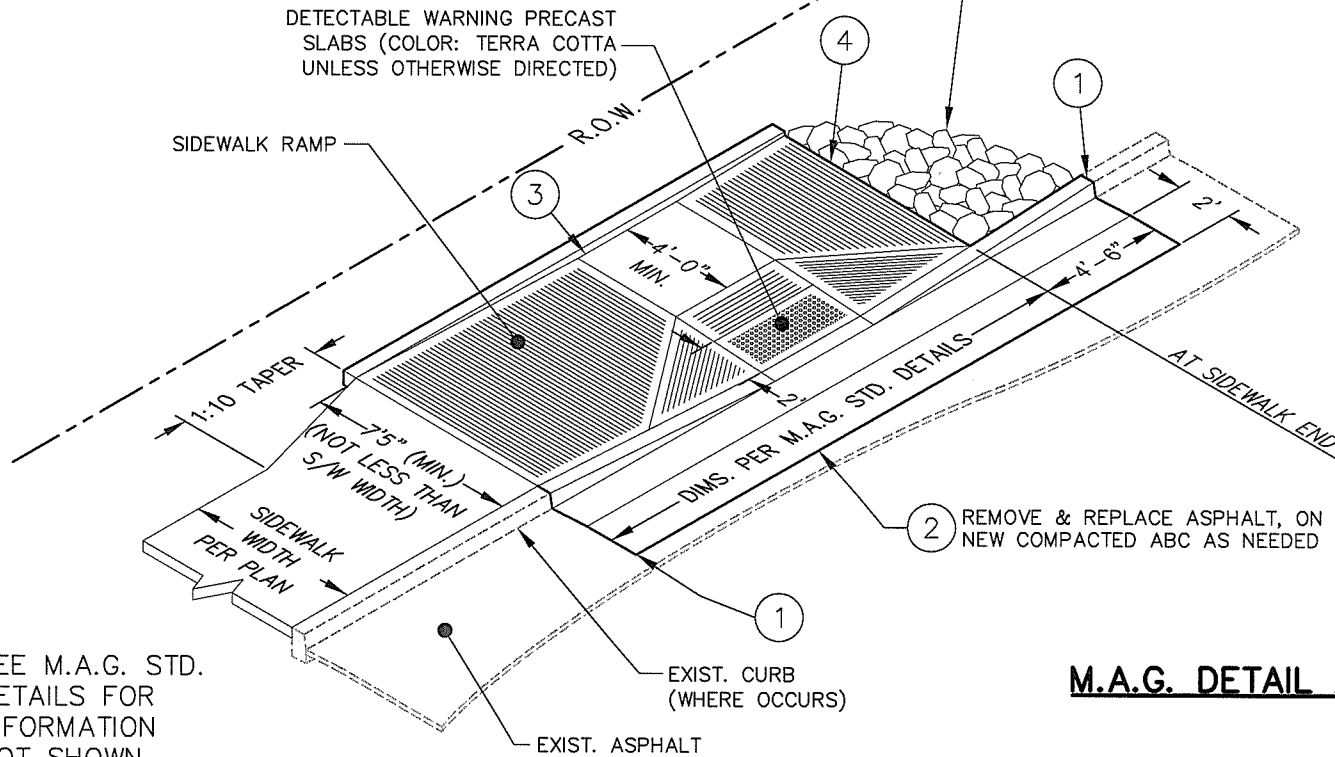
DETAIL NO.  
FH-226

**KEYNOTES:**


- ① TRANSITION TO AN EXIST. CURB: IF AN EXISTING CURB JOINT OCCURS WITHIN 5' PAST PROPOSED LOCATION; SAWCUT, REMOVE & REPLACE CURB & ASPHALT, AND TRANSITION THE CURB SHAPE. OTHERWISE, TRANSITION THE CURB SHAPE WITHIN THE END 4'-6" OF THE NEW CURB SHOWN TO THE EXIST. CURB JOINT
- ② AT EXIST. VERTICAL CURB & GUTTER IN SATISFACTORY CONDITION, (BUT NOT AT EXIST. ROLL CURB & GUTTER, WEDGE CURB, OR VERTICAL SLIP CURB) THE EXIST. CURB MAY BE HORIZONTALLY SAWCUT INSTEAD OF THE CURB & ASPHALT REMOVAL & REPLACEMENT SHOWN
- ③ FOR BACK OF CURB & SIDEWALK ELEVATIONS, CONTINUE CROSS SLOPE AT  $\frac{1}{4}$ " PER FOOT FOR SIDEWALK WIDTHS GREATER THAN 5'. FOR BACK ENTRY SIDEWALK OPTION, DELETE BACK CURB (NOTE: ANGLE THE BACK CURB, IF NEEDED, FOR A 4' MIN. RAMP LANDING WIDTH)
- ④ CONTINUE SIDEWALK & BACK CURB TO END OF RAMP PER THE M.A.G. DETAIL, WHEN SHOWN ON PLANS, FOR FUTURE CONTINUATION OF SIDEWALK, WIDTH PER PLANS. 5' WIDTH (BETWEEN CURBS) AT RAMP END, EXCEPT AS SHOWN ON PLANS



**M.A.G. DETAIL 231(MOD)**  
**(M.A.G. DETAIL 232-SIMILAR)**



**M.A.G. DETAIL 233(MOD)**



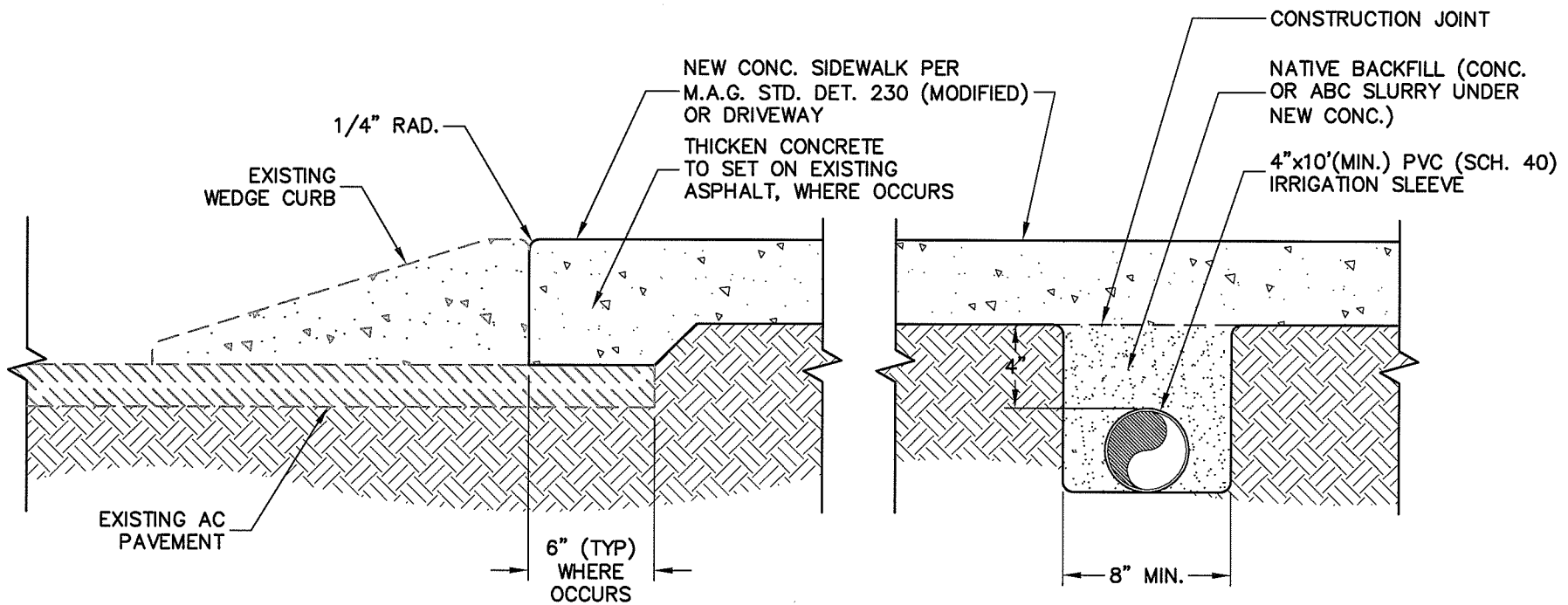
*Randy L. Harrel*  
EXPIRES 3-31-09



TOWN OF FOUNTAIN HILLS  
STANDARD DETAIL

**MODIFIED SIDEWALK RAMP AT EXISTING CURB**  
**(MODIFIED M.A.G. STD. DET. 231-233)**


DETAIL NO.  
FH 235

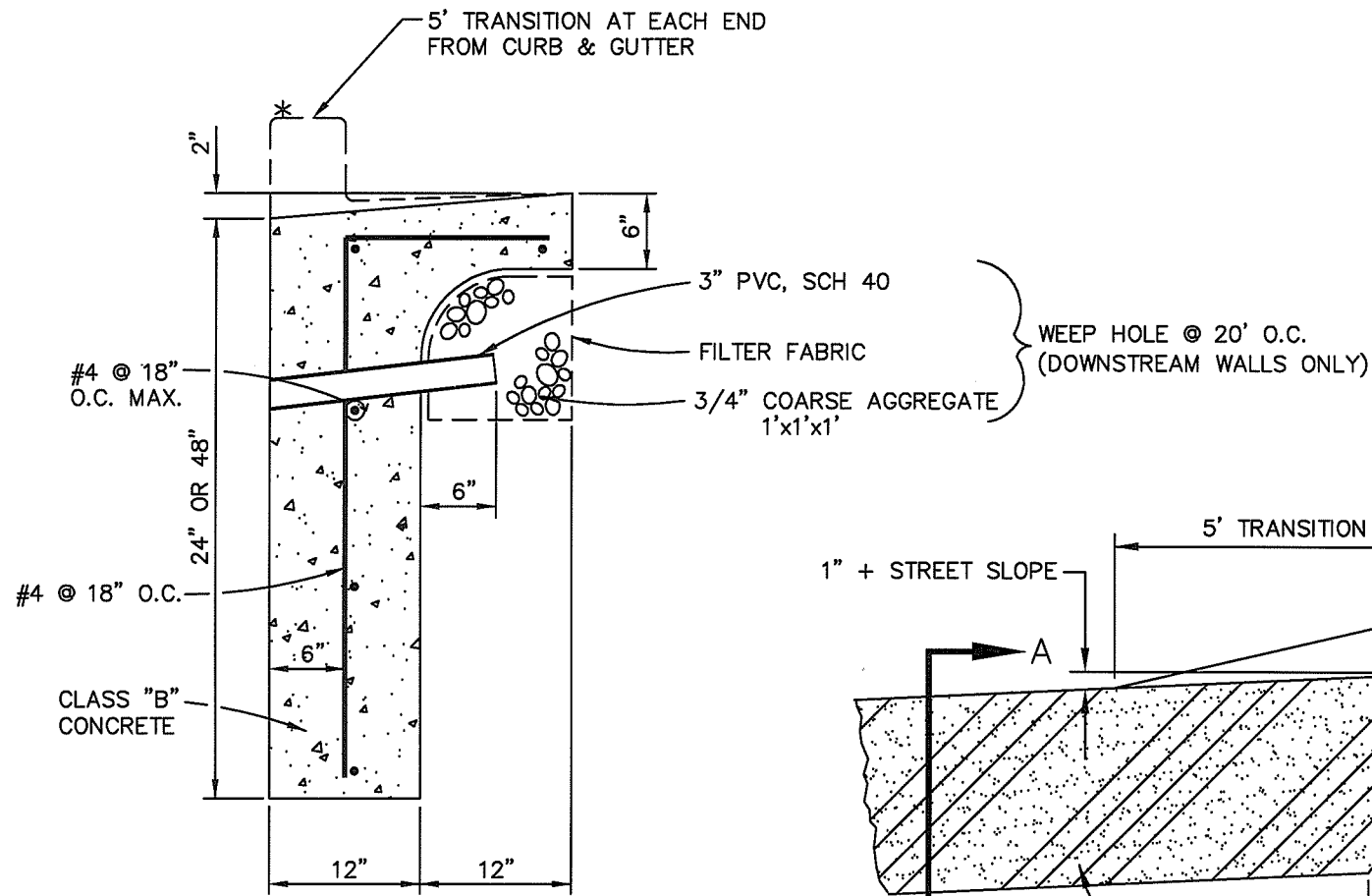


AT WEDGE CURB

AT IRRIGATION SLEEVE

- SLEEVE TO EXTEND 1' MIN. EACH SIDE OF NEW CONCRETE
- CAP ENDS OF SLEEVES
- STAMP EACH EDGE OF NEW CONCRETE W/4" HIGH LETTER "S" ABOVE  $\text{C}$  OF SLEEVE
- SEE ADOT DET. C16.40 FOR OTHER SLEEVE CONSTRUCTION DETAILS

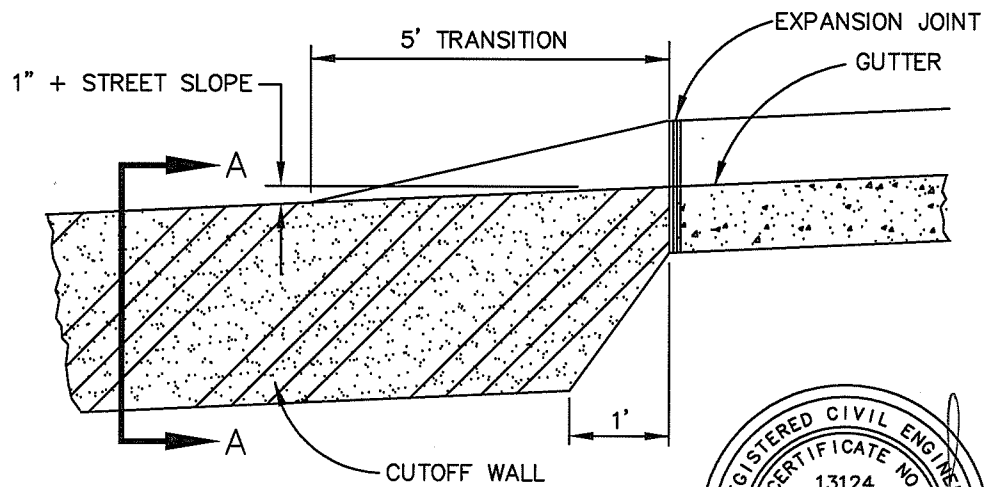




**SECTION A-A**

**N.T.S.**

\* PROVIDE METAL PLACQUE - "ONLY RAIN IN THE STORM DRAIN", 1' FROM EXPANSION JOINT. LOCATION - AS DIRECTED.



**LONGIT. PROFILE**

**N.T.S.**



DETAIL NO.  
FH553



TOWN OF FOUNTAIN HILLS  
STANDARD DETAIL

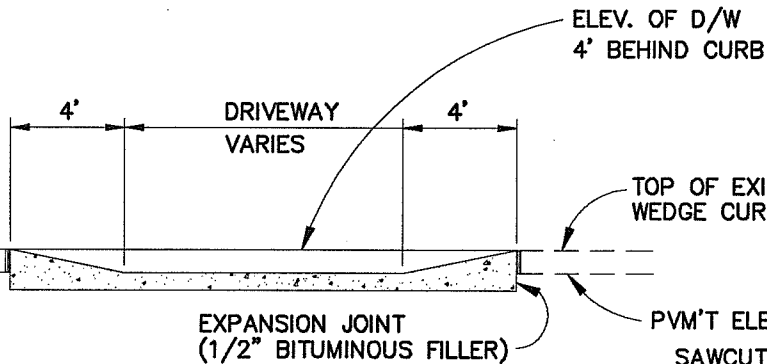
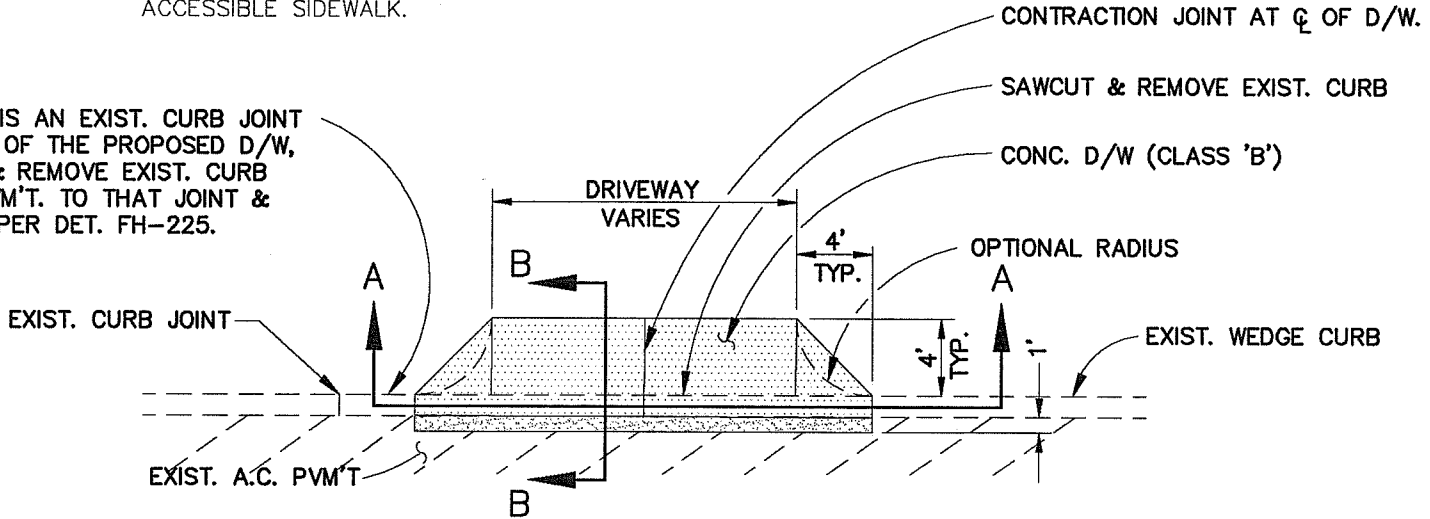
**CONCRETE FOOTER CURB**

DETAIL NO.  
FH553

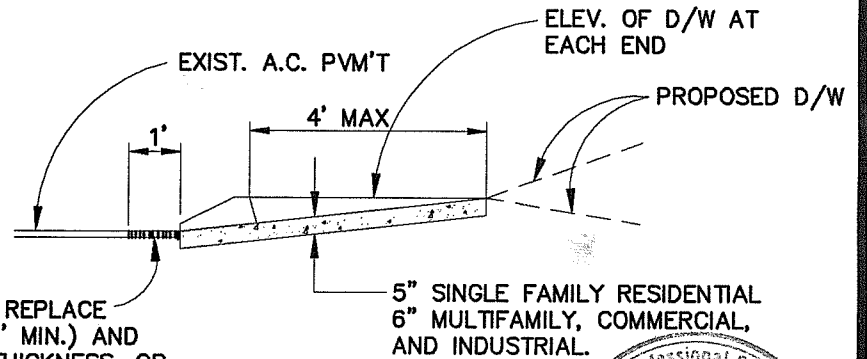


NOTE: THIS DETAIL DOES NOT APPLY TO LOCATIONS WITH A FUTURE HANDICAP ACCESSIBLE SIDEWALK.

IF THERE IS AN EXIST. CURB JOINT WITHIN 4' OF THE PROPOSED D/W, SAWCUT & REMOVE EXIST. CURB & A.C. PVM'T. TO THAT JOINT & REPLACE PER DET. FH-225.




**SECTION A-A**  
N.T.S.



**SECTION B-B**  
N.T.S.

SAWCUT, REMOVE & REPLACE EXIST. A.C. PVM'T (1' MIN.) AND MATCH EXIST. A.C. THICKNESS, OR SAWCUT TO NEAT LINE OF LIP OF CURB

5" SINGLE FAMILY RESIDENTIAL  
6" MULTIFAMILY, COMMERCIAL,  
AND INDUSTRIAL.



DETAIL NO.



TOWN OF FOUNTAIN HILLS  
STANDARD DETAIL

DRIVEWAY CONNECTION DETAIL

DETAIL NO.  
FH-255